



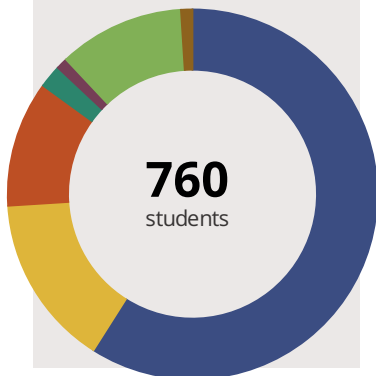
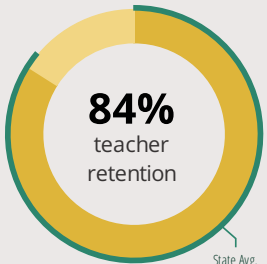
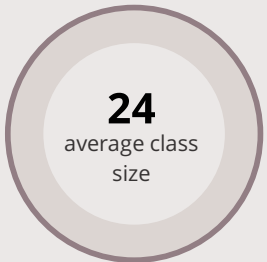
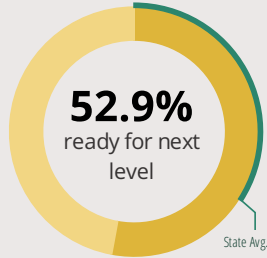
SCOTT ELEM SCHOOL

4732 PATRIOTS DR SCOTT AIR FORCE BASE, IL 62225 1197 (618) 746-4738

Grades: P-5
District: MASCOUTAH CUD 19

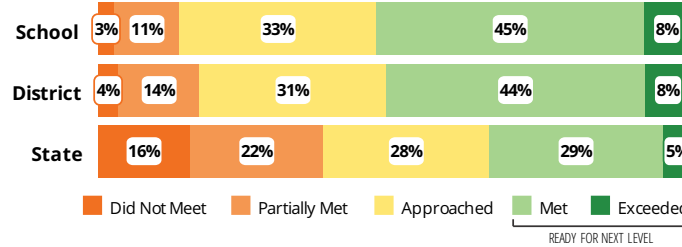
Principal: Ms.Susanne Riechmann
Superintendent: Dr.Craig Fiegel

FAST FACTS



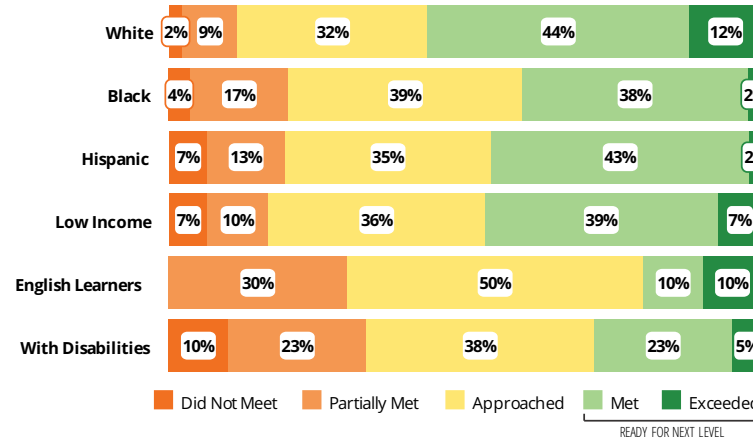
Academic Success

All Illinois students in grades 3-8 take the PARCC assessment each year. High school students take the SAT in Math and English Language Arts.



Success by Student Group

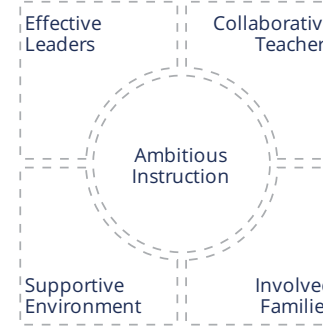
This display shows PARCC performance levels for each student group. No data is shown for groups with fewer than 10 students.



Student Characteristics

White	59%	Low Income	26%
Black	15%	English Learners	2%
Hispanic	11%	With Disabilities	18%
Asian	2%	Homeless	0%
American Indian	1%		
Two or More Races	11%		
Pacific Islander	1%		

School Environment



The **5Essentials Survey** allows students in grades 6-12 and all teachers to share their perspectives on essential conditions for learning. The anonymous survey consists of 5 components.

- Most implementation
- More implementation
- Average implementation
- Less implementation
- Least implementation
- Not Applicable/Low Response

Response Rates

Students	-
Teachers	-

Effective Leaders

Do principals and teachers implement a shared vision for success?

Collaborative Teachers

Do teachers collaborate to promote professional growth?

Ambitious Instruction

Are the classes challenging and engaging?

Supportive Environment

Is the school safe, demanding, and supportive?

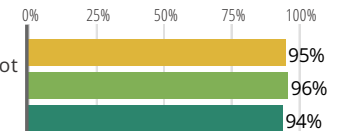
Involved Families

Does the entire staff build strong external relationships?

Student Attendance and Mobility


Attendance Rate

Rate at which students are present at school, not including excused or unexcused absences



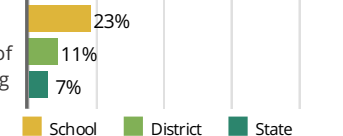
Chronic Truancy Rate

Percentage of students who have been absent without valid reasons for 5% or more of regular school days



Student Mobility

Percentage of students who transfer in or out of the school during the school year, not including graduates





SCOTT ELEM SCHOOL

School Highlights

Academic Courses

Gifted and Talented Classes for 4th & 5th Grades, Title 1 Programs

Career Development Courses and Programs

Physical Education, Health and Wellness

Athletics

Other Programs and Activities

Reading/Math/Fitness Family Nights, Mentoring Program, Parent Associations, Tutoring Program, Deployment Program, 5th Grade Band, 5th Grade Choir, Environmental Club, Walking Club, RtI Math, RtI Reading

School Personnel Resources

General Administrator or General Supervi, Librarian/Media Specialist, Paraprofessional, Pre-Kindergarten Teacher, Reading Specialist, Reading Teacher, School Guidance Counselor, School Nurse, School Psychologist, School Social Worker, Special Education Teacher, Speech Language Pathologist-non teaching, Speech Language Pathology Teacher, Technology Specialist

School Awards

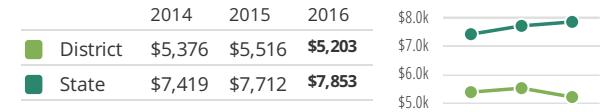
National Blue Ribbon School 2013

Facilities

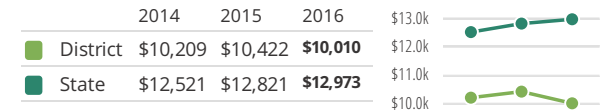
The mission statement for Scott Elementary School can be seen as you enter our front doors. We live by the principles expressed in our mission statement..."Engaging every student...every day...in quality learning opportunities!" Mascoutah School District, including Scott Elementary, historically has performed above average on national and local

District Finance

Instructional Spending per Pupil includes only the activities directly dealing with the teaching of students or the interaction between teachers and students.



Operational Spending per Pupil includes all costs for overall operations in this school's district, including Instructional Spending, but excluding summer school, adult education, capital expenditures, and long-term debt payments.



Educator Measures

This school has had **3 principal(s)** over the past 6 years. In the last three years, an average of **84% of teachers** return to this school each year.

FOR MORE INFORMATION

Visit IllinoisReportCard.com to see additional details about each item of information for this school. There you will find charts spanning multiple years, detailed explanations, resources, more of the school's programs and activities, and powerful tools that let you dig deeper into data.

Most of this data has been collected by ISBE from school districts through data systems. Some information, such as the School Highlights, is entered directly by principals and can be updated throughout the year.