



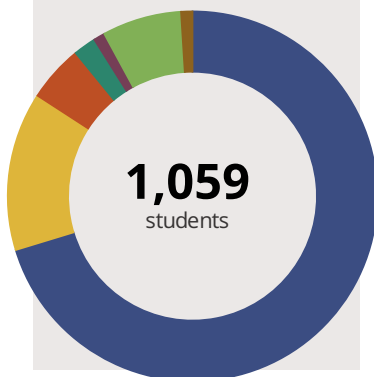
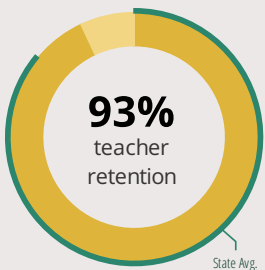
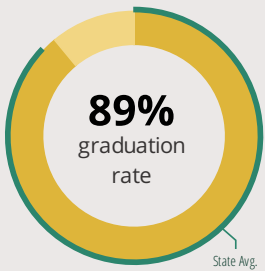
MASCOUTAH HIGH SCHOOL

1313 W MAIN ST MASCOUTAH, IL 62258 1065 (618) 566-8523

Grades: 9-12
District: MASCOUTAH CUD 19

Principal: Mr. Brandon Woodrome
Superintendent: Dr. Craig Fiegel

FAST FACTS



Academic Success

All Illinois students in grades 3-8 take the PARCC assessment each year. High school students take the SAT in Math and English Language Arts.

Coming Soon!

Success by Student Group

This display shows SAT performance levels for each student group. No data is shown for groups with fewer than 10 students.

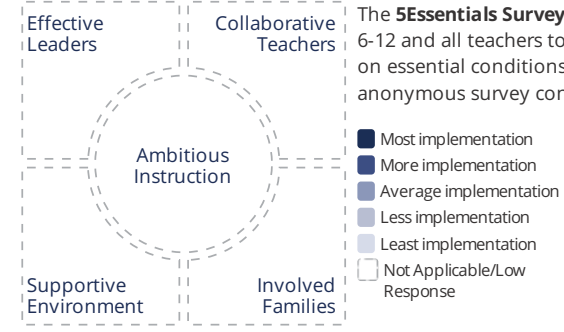
Coming Soon!

Student Characteristics

White	71%	Low Income	18%
Black	14%	English Learners	0%
Hispanic	5%	With Disabilities	12%
Asian	2%	Homeless	0%
American Indian	1%		
Two or More Races	7%		
Pacific Islander	1%		

School Environment

The **5Essentials Survey** allows students in grades 6-12 and all teachers to share their perspectives on essential conditions for learning. The anonymous survey consists of 5 components.



Response Rates

Students	-
Teachers	-

- Effective Leaders**
Do principals and teachers implement a shared vision for success?
- Collaborative Teachers**
Do teachers collaborate to promote professional growth?
- Ambitious Instruction**
Are the classes challenging and engaging?
- Supportive Environment**
Is the school safe, demanding, and supportive?
- Involved Families**
Does the entire staff build strong external relationships?

College Readiness

Ready for College Coursework

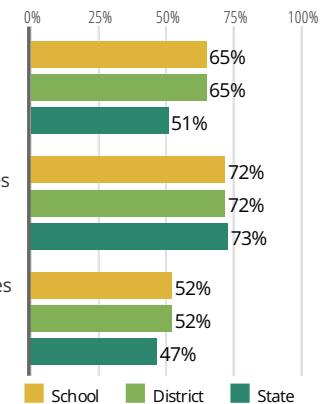
Students who meet or exceed ACT college readiness benchmarks

Postsecondary Enrollment

Students who enroll at colleges and universities

Postsecondary Remediation (lower is better)

Students enrolled in Illinois community colleges who require remedial coursework





MASCOUTAH HIGH SCHOOL

School Highlights

Academic Courses

AP Calculus AB, AP Chemistry, AP English Literature and Composition, AP European History, AP Physics C, AP Psychology, AP United States History, Auto-Body I, Auto-Body II, Business Technology and Procedures, Computer Applications, Law Enforcement I, Law Enforcement II, Web Page Design

Physical Education, Health and Wellness

Health Education Courses, Recreation, Weight Lifting/Toning

Other Programs and Activities

Parent Associations, PBIS, Sports Boosters Club, Art Club, Auditorium Tech Crew, Drama/Theatre, Marching Band, Environmental Club, Math Club, Model U.N., National Honor Society, Newspaper, Reading Clubs, Scholastic Bowl, Science Club, Student Council/Government, Beta Club, Future Farmers of America

School Awards

1600 Meter 1st Place State Champion, Baseball Regional Champion, Handicap Bowling 1st Place State Champion, National Achievement Award Scholarship, U.S. News & World Report 2013 "America's Best High Schools"

Career Development Courses and Programs

Accounting II, Accounting I, Agricultural Business Management, Agricultural Mechanics and Technology, Architectural Drafting I, Basic Agricultural Mechanics, Basic Horticultural Science, Beginning Drafting, Biological Science Applications in Agriculture

Athletics

Boy's Baseball, Boy's and Girl's Basketball, Bowling, Cross Country, Boy's Football, Golf, Boy's/Girl's Soccer, Swimming, Tennis, Track & Field, Boy's Wrestling, Color Guard, Girl's Bowling, Girl's Competitive Cheerleading, Girl's Competitive Dance

School Personnel Resources

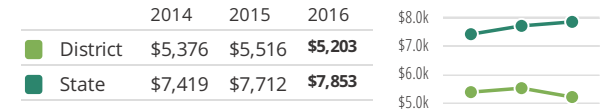
Assistant Director (Special Education), CTE Supervisor, Department Chair, Librarian/Media Specialist, Paraprofessional, School Guidance Counselor, School Nurse, School Psychologist, School Social Worker, Special Education Teacher, Speech Language Pathologist-non teaching, Technology Specialist

Facilities

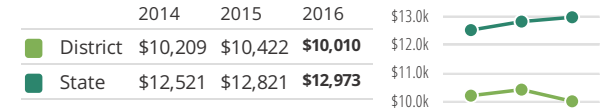
Most of this data has been collected by ISBE from school districts through data systems. Some information, such as the School Highlights, is entered directly by principals and can be updated throughout the year.

District Finance

Instructional Spending per Pupil includes only the activities directly dealing with the teaching of students or the interaction between teachers and students.



Operational Spending per Pupil includes all costs for overall operations in this school's district, including Instructional Spending, but excluding summer school, adult education, capital expenditures, and long-term debt payments.



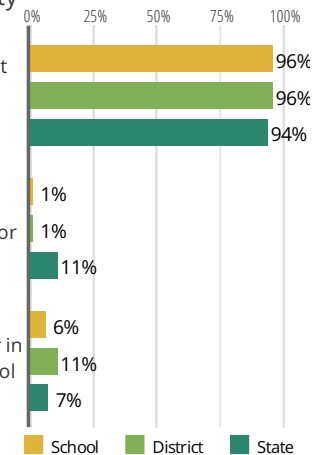
Educator Measures

This school has had **1 principal(s)** over the past 6 years. In the last three years, an average of **93% of teachers** return to this school each year.

Student Attendance and Mobility

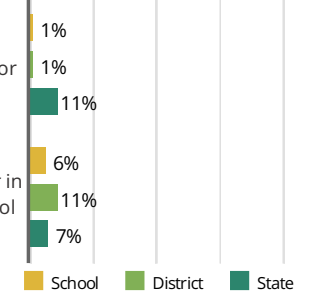
Attendance Rate

Rate at which students are present at school, not including excused or unexcused absences



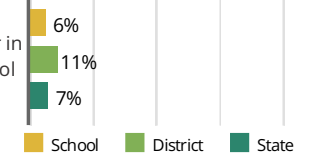
Chronic Truancy Rate

Percentage of students who have been absent without valid reasons for 5% or more of regular school days



Student Mobility

Percentage of students who transfer in or out of the school during the school year, not including graduates



FOR MORE INFORMATION

Visit IllinoisReportCard.com to see additional details about each item of information for this school. There you will find charts spanning multiple years, detailed explanations, resources, more of the school's programs and activities, and powerful tools that let you dig deeper into data.